































18 100m Breaststroke Mixed Final

Official


Total

Rank	Competitor	Age	Club	RT	PTS	Result
1	Raphael Marinz	43		0.76		1:14.32 Entry: 1:13.10 +1.22
	50m: 34.59 100m: 1:14.32 (39.73)					
2	Jeremiah Teo	32		0.67		1:15.40 Entry: 1:15.00 +0.40
	50m: 34.84 100m: 1:15.40 (40.56)					
3	Steve Williams	50		0.77		1:21.90 Entry: 1:20.67 +1.23
	50m: 37.84 100m: 1:21.90 (44.06)					
4	Brook Marriner	38		0.79		1:22.33 Entry: 1:21.15 +1.18
	50m: 39.08 100m: 1:22.33 (43.25)					
5	Kyla Steenhardt	48		0.80		1:22.38 Entry: 1:20.09 +2.29
	50m: 38.75 100m: 1:22.38 (43.63)					
6	Mark Cowling	65		0.79		1:25.08 Entry: 1:29.00 -3.92
	50m: 40.43 100m: 1:25.08 (44.65)					
7	Katie Wishnows	19		0.80		1:25.11 Entry: 1:30.00 -4.89
	50m: 40.07 100m: 1:25.11 (45.04)					
8	Jay Allnutt	43		0.87		1:25.61 Entry: 1:20.80 +4.81
	50m: 39.38 100m: 1:25.61 (46.23)					
9	Nick Carter	40		0.85		1:26.49 Entry: 1:32.94 -6.45
	50m: 41.24 100m: 1:26.49 (45.25)					
10	Paul Ames	57		0.67		1:27.13 Entry: 1:28.40 -1.27
	50m: 40.33 100m: 1:27.13 (46.80)					
11	Adam Comer	25		0.64		1:28.45 Entry: 1:30.00 -1.55
	50m: 41.63 100m: 1:28.45 (46.82)					
12	David Gribble	49		0.69		1:29.39 Entry: 1:30.00 -0.61
	50m: 41.99 100m: 1:29.39 (47.40)					

13	 Chris Howie	53		0.78	1:29.53 Entry: 1:30.00 -0.47
	50m: 42.28 100m: 1:29.53 (47.25)				
14	 David Misselbrc	63		0.84	1:31.35 Entry: 1:29.50 +1.85
	50m: 43.35 100m: 1:31.35 (48.00)				
15	 Tate Pichon	29		0.85	1:32.07 Entry: 1:32.00 +0.07
	50m: 43.06 100m: 1:32.07 (49.01)				
16	 Nina Veal	53		0.79	1:32.45 Entry: 1:35.00 -2.55
	50m: 41.27 100m: 1:32.45 (51.18)				
17	 Rebecca Tohill	65		0.99	1:33.91 Entry: 1:32.00 +1.91
	50m: 43.90 100m: 1:33.91 (50.01)				
18	 Mohan Shi	27		0.78	1:36.68 Entry: 1:40.00 -3.32
	50m: 46.64 100m: 1:36.68 (50.04)				
19	 Izzy Paton	27		0.84	1:40.11 Entry: 1:42.00 -1.89
	50m: 48.52 100m: 1:40.11 (51.59)				
20	 Peter Gibson	68		0.78	1:41.24 Entry: 1:40.54 +0.70
	50m: 45.03 100m: 1:41.24 (56.21)				
21	 Amy Robson	36		0.81	1:41.57 Entry: 1:42.00 -0.43
	50m: 49.32 100m: 1:41.57 (52.25)				
22	 Honglei Zhang	47		0.89	1:43.54 Entry: 1:40.67 +2.87
	50m: 47.57 100m: 1:43.54 (55.97)				
23	 Glenn Wright	64		0.92	1:44.04 Entry: 1:55.00 -10.96
	50m: 50.17 100m: 1:44.04 (53.87)				
24	 Marco Cecioni	59			1:48.01 Entry: 1:45.00 +3.01
	50m: 51.17 100m: 1:48.01 (56.84)				
25	 Ali Hill	45			1:50.59 Entry: 2:00.00 -9.41
	50m: 53.14 100m: 1:50.59 (57.45)				
26	 Cherie Summer	58			1:53.76 Entry: 1:55.24 -1.48
	50m: 52.70 100m: 1:53.76 (1:01.06)				
27	 Andy Paterson	59			1:57.38 Entry: 2:00.75 -3.37

50m: 54.65 100m: 1:57.38 (1:02.73)

28

 Megan Wilson

63




0.94

1:59.43

Entry: 1:57.00 **+2.43**

50m: 56.96 100m: 1:59.43 (1:02.47)

29

 Rob James

81



0.85

2:00.36

Entry: 1:59.00 **+1.36**

50m: 57.03 100m: 2:00.36 (1:03.33)

30

 Karina Foote

53




2:13.21

Entry: 2:04.53 **+8.68**

50m: 1:04.88 100m: 2:13.21 (1:08.33)

31

 Gary Marks

77




0.96

2:19.68

Entry: 2:19.50 **+0.18**

50m: 1:04.06 100m: 2:19.68 (1:15.62)

32

 Bruce Howarth

62



0.93

2:23.87

Entry: 2:10.00 **+13.87**

50m: 1:07.28 100m: 2:23.87 (1:16.59)

33

 Tim Rapley

75



2:24.76

Entry: 2:32.00 **-7.24**

50m: 1:08.19 100m: 2:24.76 (1:16.57)

-


 Ron Judd

81



DNS

-

 Nazif Naseem

26



DNS